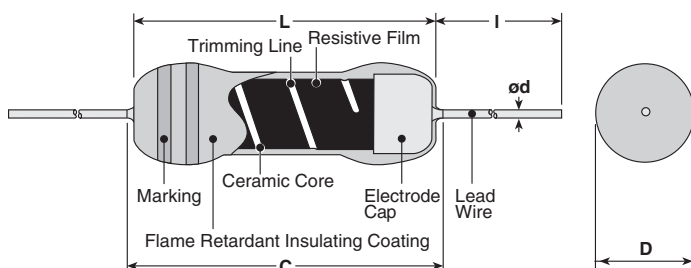


### features

- Fuse within 60 seconds in case of over-current
- Constant current fusing type
- Fuse at low magnification at 5 times or 10 times of power rating
- Flame-retardant coating equivalent to UL94 V-0
- Marking: Blue body color, fifth color band green for identification with color code marking
- Products meet EU RoHS requirements

### dimensions and construction



Type	Dimensions inches (mm)				
	L	C Max.	D	d (Nominal)	I*
RF25CC	.248±.020 (6.3±0.5)	.280 (7.1)	.091±.012 (2.3±0.3)	.024 (0.6)	1.18±.118 (30±3)

\* Lead length changes depending on taping and forming type.

### ordering information

<b>RF</b>	<b>25</b>	<b>C</b>	<b>C</b>	<b>T52</b>	<b>A</b>	<b>R68</b>	<b>K</b>
<b>Product Code</b>	<b>Power Rating</b>	<b>Terminal Surface Material</b>	<b>Constant Current Fusing Type</b>	<b>Taping &amp; Forming</b>	<b>Packaging</b>	<b>Nominal Resistance</b>	<b>Resistance Tolerance</b>
	25: 0.25W	C: SnCu		T26, T52, VTP, VTE, L10A, M10X	A: Ammo R: Reel	3 digits	K: ±10%

### applications and ratings

Power Rating	Resistance Range(Ω) (E-24)	Resistance Tolerance	Fusing Characteristics			Dielectric Withstanding Voltage	Taping & Q'ty/AMMO (pcs)	
			Fusing Power		Fusing Time		T26A	T52A
0.25W	0.1 - 0.91	K: ±10%	2.5W 0.1Ω	1.25W 0.11Ω - 0.91Ω	60 sec Max.	250V	2,000	2,000

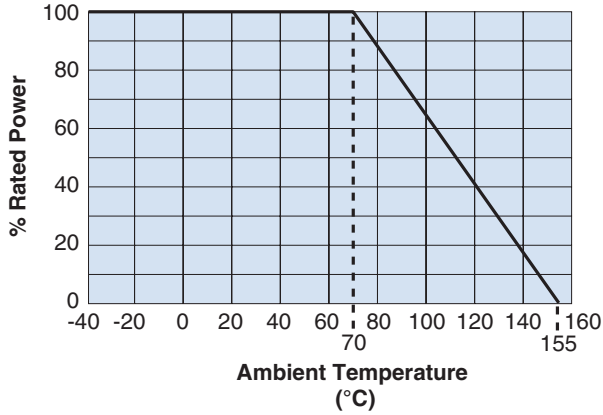
Rated Ambient Temperature: +70°C

Operating Temperature Range: -40°C - +155°C

Rated voltage =  $\sqrt{\text{Power Rating} \times \text{Resistance value}}$

**environmental applications**

**Derating Curve**

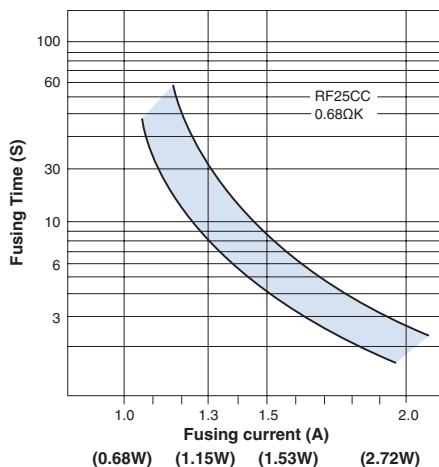


For resistors operated at an ambient temperature of 70°C or above, a power rating shall be derated in accordance with derating curve on the left.

**Performance Characteristics**

Test Items	Performance Requirements $\Delta R \pm (\% + 0.05\Omega)$		Test Methods
	Limit	Typical	
Resistance	Within specified tolerance	—	25°C
Resistance to Soldering Heat	5%	2.5%	350°C ± 10°C, 3.5s ± 0.5s or 260°C ± 5°C, 10s ± 1s
Humidity	5%	2.5%	40°C ± 2°C, 90% - 95%RH, 1000h No Load
Endurance at 70°C	5%	2.5%	70°C ± 2°C, 1000h 1.5h ON/0.5h OFF cycle
Resistance to Solvent	No abnormality in appearance. Marking shall be easily legible.	—	The resistor shall be immersed in IPA for 30 sec.
Flame retardant	No evidence of flaming or self-flaming.	—	Flame test: The test flame shall be applied and removed for each 15 sec respectively to repeat the cycle 5 times. Overload flame retardant: Power corresponding to 2, 4, 8, 16 and 32 times the power rating shall be applied for each 1min. until dis-connection occurs.

**Fusing Characteristics**



**I-R Characteristics**

